


# SC-3X DIN 72 X 72 series MULTI - FUNCTION COUNTER



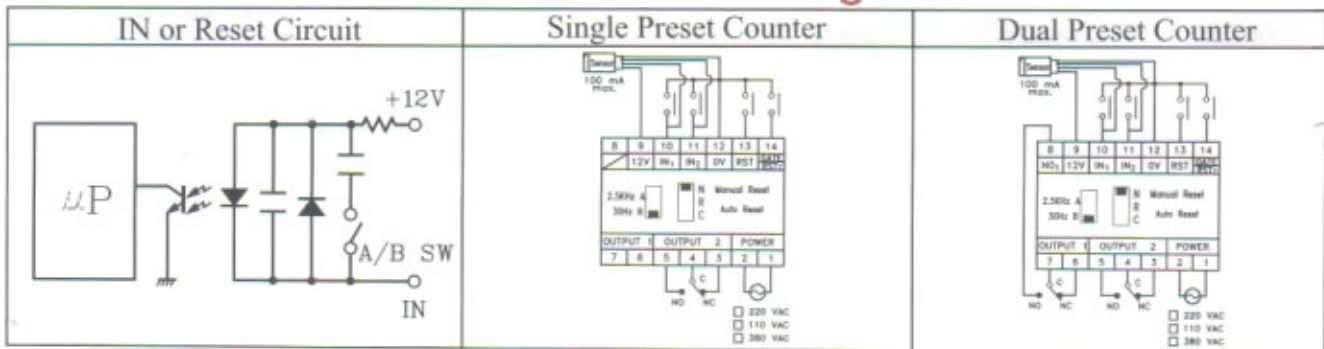
- ☆ Multi-Function
  - Single or Two Phase Input Selectable.
  - Increase or Decrease Counting Selectable.
  - Decimal Point Selectable.
  - Preset Value <SV2> Settable.
  - Divisor Range : 1~9999
  - Multiplier Range : 0.001~9.999
  - Output Delay Timer Range : 0.01~99.99S
- ☆ Comply With CE Certificate
  - EMC / EMI / ESD / LVD



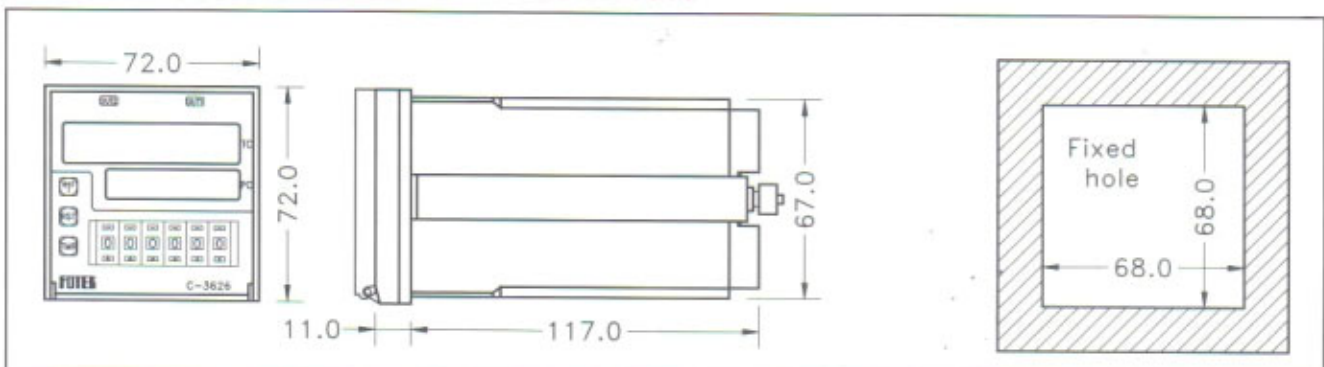
## General Specification

Item	Data
Power Supply	110V or 220VAC $\pm$ 20% , 50/60 Hz , 5VA max. <span style="float: right;">Selectable</span>
DC Power Output	60mA / 12VDC Max.
Response Frequency	Speed <A> < 2.5K CPS , Low Speed <B> < 60 CPS
Memory Method	EEPROM
Output Control	N / R / C <span style="float: right;">Selectable</span>
Contact Rated	5A / 250 VAC Max.
Output Delay Timer	Auto Reset Timer Range : 0.01S~99.99S
Divisor	Range : 1~9999
Multiplier	Range : 0.001~9.999
ESD Strength	Over 8 KV
Dielectric Strength	Over 2.5 KV / 1min , Between Power And Each Terminal
Isolation Strength	Over 100M $\Omega$ /500VDC , Between Power And Each Terminal
Operating Temp./Hum.	-20 $^{\circ}$ C ~ +80 $^{\circ}$ C ; 35% ~ 85% RH

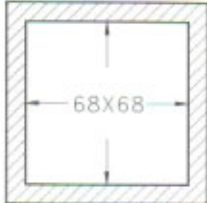



## Interface Circuit & Connection Diagram



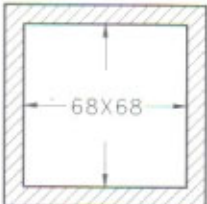



## Outline Dimension & Fixed Hole



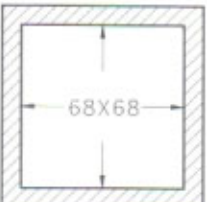



**Single Preset Counter / Preset & Total Counter**

Model	SC-341	SC-361	SC-3616
Fixed Hole 			
Input Method	Single Phase or Two Phase		Selectable
Counting Method	Increasement or Decreasement Counting		Increasement
Output Method	One Relay		

**Dual Preset Counter**

Model	SC-342	SC-362	SC-352
Fixed Hole 			
Input Method	Single Phase or Two Phase		Selectable
Counting Method	Increasement or Decreasement Counting		Selectable
Output Method	Two Relay		

**Dual Preset & Total Counter / Twin Counter**

Model	SC-3526	SC-3626	SC-326
Fixed Hole 			
Input Method	Single Phase or Two Phase		Selectable
Counting Method	Increasement Counting		
Output Method	Two Relay		

☆SC-326 : Counter "1 Output Auto Reset ( C ) Standard.  
Counter "2 is Batch Counter Available.



## Inner DIP Switch

### Preset Counter

Nr.	Function
1	ON : Two Phase Input
	OFF : Single Phase Input
2	ON : Decreasement Counter
	OFF : Increasement Counter
3	ON : Multiplier
	OFF : Divisor
4	ON : Setting of Divisor or Multiplier
	OFF : Counting Status

### Preset & Total Counter.

Nr.	Function
1	ON : Two Phase Input
	OFF : Single Phase Input
2	ON : Total Counter is Batch Counter
	OFF : Total Counter is Synchronous Counter
3	ON : Multiplier
	OFF : Divisor
4	ON : Setting of Divisor or Multiplier
	OFF : Counting Status

## A/B Slide Switch

Counting	Hi → Lo , L<2V , 6V<Hi<30V
A	2.5K CPS Max.
B	60 CPS Max.

## Selecting of Decimal Point

Push The & Key Meamwhile  
To Select The Decimal Point

## Setting of Delay Time ( t )

Push The Key To Set Timer.  
Push The Key To Increase The Delay Time  
Push The Key To Decrease The Delay Time

## Selecting of Divisor or Multiplier

Divisor : The Inner DIP Switch #3 Set At "OFF" Position < Range : 1~9999 >

Multiplier : The Inner DIP Switch #3 Set At "ON" Position < Range : 0.001~9.999 >

Set The Inner DIP Switch #4 To "ON" Position,

Push The Key To Increase The Value of Divisor or Multiplier.

Push The Key To Decrease The Value of Divisor or Multiplier.

After Finishing Setting, Please Set The Inner DIP Switch #4 To "OFF" Position.

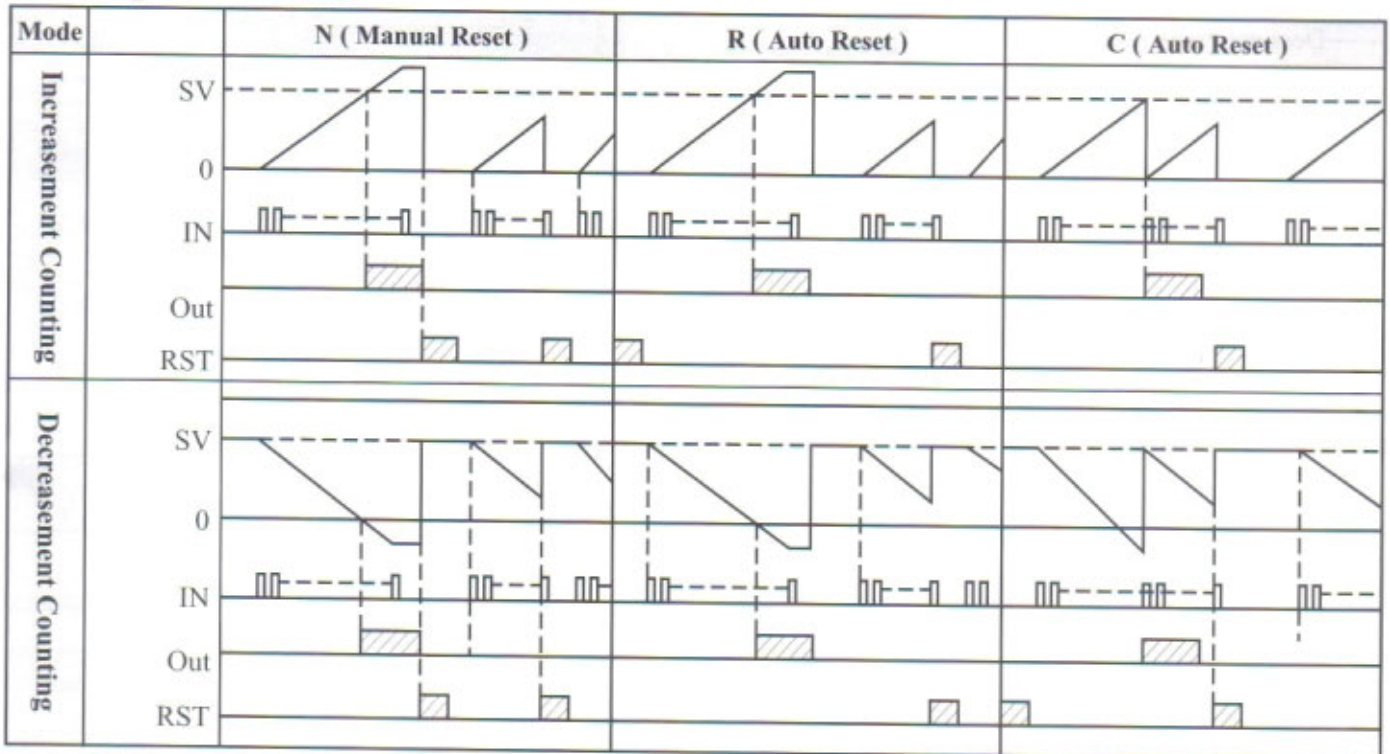
## Setting of The Preset Value <SV<sub>1</sub>>

Push The Key To Set The SV<sub>1</sub>.

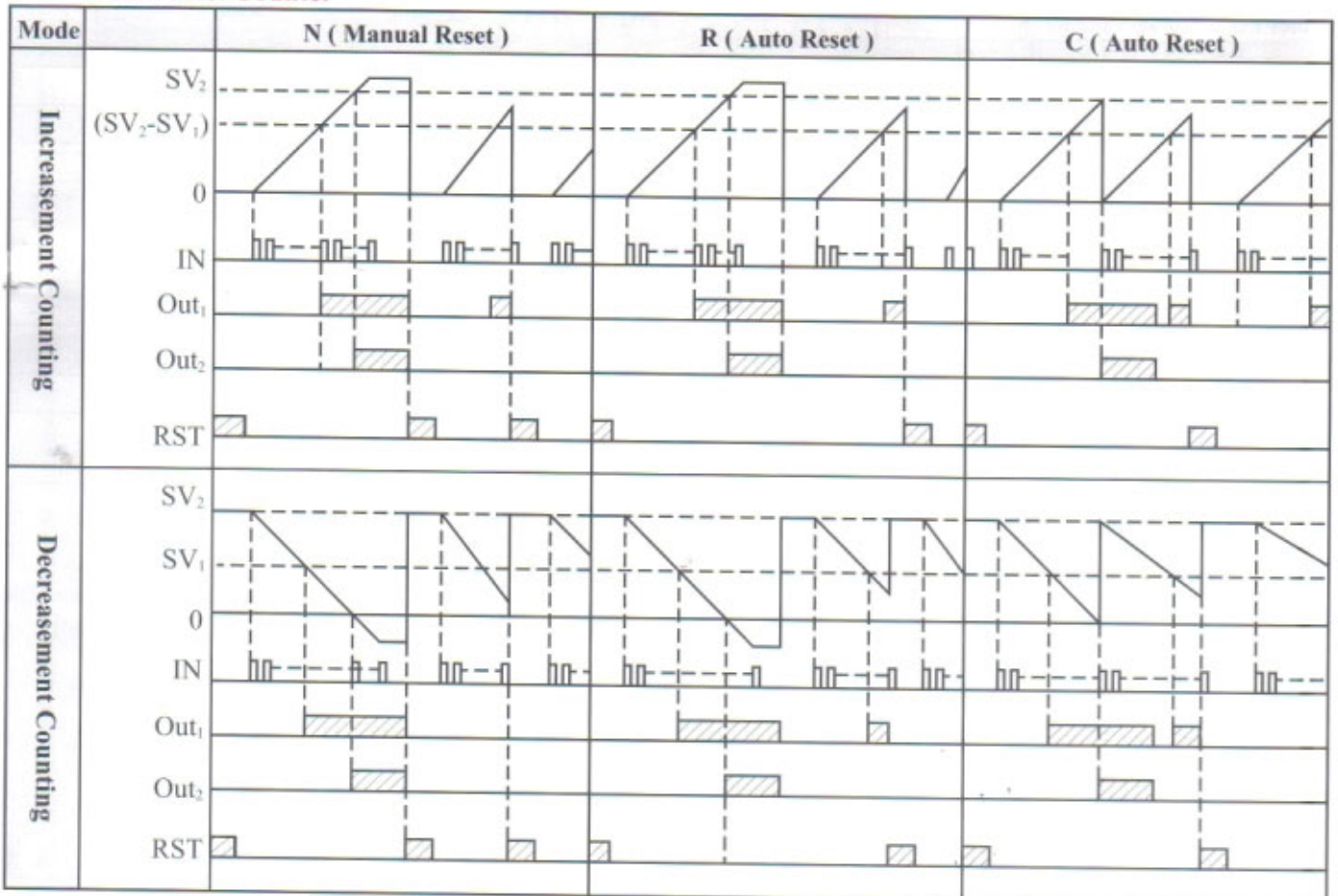
Push The Key To Increase The Preset Value of SV<sub>1</sub>

Push The Key To Decrease The Preset Value of SV<sub>1</sub>

**Output Timing Chart < N / R Control >**  
Single Preset Counter



Dual Preset Counter



Remarks : SV or SV<sub>2</sub> Are Main Preset Value.